


# STORYBOARDING KAFKA'S METAMORPHOSIS

NAME:


**Directions:** Using Part II of Kafka's Metamorphosis, visually depict FIVE PASSAGES in order to summarize the action of the chapter. You must use QUOTES as your captions in the lower section of your "comic strip." Stick figures, of course, are OK... as long as you demonstrate your thoughtful understanding of the text.




Storyboard panel 1: A large empty rectangular box for drawing. Below the box, on the left, is a double quote symbol ("). On the right, it says "PAGE #:".




Storyboard panel 2: A large empty rectangular box for drawing. Below the box, on the left, is a double quote symbol ("). On the right, it says "PAGE #:".



Storyboard panel 3: A large empty rectangular box for drawing. Below the box, on the left, is a double quote symbol ("). On the right, it says "PAGE #:".



Storyboard panel 4: A large empty rectangular box for drawing. Below the box, on the left, is a double quote symbol ("). On the right, it says "PAGE #:".



Storyboard panel 5: A large empty rectangular box for drawing. Below the box, on the left, is a double quote symbol ("). On the right, it says "PAGE #:".